





# Help Me Open the ACS People Import

Open the **ACS People Import** program.

- a.) ***Windows 7:*** On your Windows desktop, click the Start button  in the lower-left corner of the screen. The Start menu displays. Click **All Programs > ACS Technologies > ACS Tools > ACS People Import**.
- b.) ***Windows 8.1:*** On the Windows desktop, click the Start button  in the lower-left corner of the screen. The Start screen displays. Click the arrow button . The Apps view displays. In the ACS Technologies section, click **ACS People Import**.
- c.) ***Windows 10:*** On the Windows desktop, click the Start button  in the lower-left corner of the screen. The Start menu displays. Scroll to the ACS Technologies section, and click **ACS People Import**.